

## Sunrise Readers Book 3

### Home and School

Complete Set of Large Flashcards/ Wordcards for the Words introduced in this book (See back cover).

- 1 Print the flashcards and cut them out.
- 2 Paste them onto card:
  - lower case words in the front, and
  - the same word starting with a capital letter on the back of the card.
- 3 Laminate for durability.
- 4 Store each book's wordlist/ flashcards in a separate box (a shoe box is ideal)
  - N.B. We have supplied each word in 2 forms – starting with i) lower case and ii) capital letters. **A WORD LOOKS DIFFERENT TO A NEW LEARNER WHEN IT HAS A CAPITAL LETTER!**
  - Many teachers prefer to introduce the words using just the lower case letters, unless it's a proper noun: Mother, Grandmother etc. However, others flip the cards to expose the children to both.

Not all of the words are introduced with a capital letter in this book. You may want to introduce the learners to the words as they will meet them in the book. There is a red dot (●) on the flashcards with the word as it appears in this book to give you this option.

Refer to the Teacher's Manual and our blogs and vlogs on <https://sunrisereaders.wordpress.com/> for guidance and ideas for introducing vocabulary and reinforcing with fun activities and games.

bicycle

Bicycle



ride

Ride



boy

Boy



at

At



road


Road



teach



Teach



fall

Fall





cry

Cry



will



Will



with

With




not

Not



your

Your



yes



Yes



say



says



stop



Stop





no



No



school

School

Tom

cannot



man

Man



on


On



bad



Bad



good



Good



lost

Lost





bring



Bring

Aunt Pat

aunt



for

For



home

Home



time

Time



box

Box



us


Us



make

Make





picnic



Picnic



food

Food



water

Water



puppy

Puppy



house

House



brown

Brown



What

what