

Sunrise Readers Book 1 - Friends

Complete Set of Large Flashcards/ Wordcards for the Words introduced in this book (See back cover).

- 1 Print the flashcards and cut them out.
- 2 Paste them onto card:
 - lower case words in the front, and
 - the same word starting with a capital letter on the back of the card.
- 3 Laminate for durability.
- 4 Store each book's wordlist/ flashcards in a separate box (a shoe box is ideal)
 - N.B. We have supplied each word in 2 forms – starting with i) lower case and ii) capital letters. **A WORD LOOKS DIFFERENT TO A NEW LEARNER WHEN IT HAS A CAPITAL LETTER!**
 - Many teachers prefer to introduce the words using just the lower case letters, unless it's a proper noun: Mother, Grandmother etc. However, others flip the cards to expose the children to both.

Not all of the words are introduced with a capital letter in this book. You may want to introduce the learners to the words as they will meet them in the book. There is a red dot (●) on the flashcards with the word as it appears in this book to give you this option.


Refer to the Teacher's Manual and our blogs and vlogs on <https://sunrisereaders.wordpress.com/> for guidance and ideas for introducing vocabulary and reinforcing with fun activities and games.

Tatenda

David



look



Look



oh



Oh

Chip


Jenny




come



Come



up




Up




down




Down



is



Is



see



See



Rex



go



Go



jump



Jump



and

And

•
play



Play



here



Here



run

Run

car

Car

the

The

my

My

Fluff

find

Find

