

Sunrise Readers Book 5 We Come and Go

Teachers and Parents – here are some follow-up activities you can use with Sunrise Readers Book 5 – *We Come and Go*.

The teacher has prepared the learner for each story by introducing and drilling the relevant sight words in advance.

Preview the story:

It is always good practice to **preview a story** before reading it:

- Read the title of the story – talk about what this suggests the story may be about.
- Look at the pictures, and discuss with questions and answers, for example:
 - Q Who is in this story?
 - Q Where are they?
 - Q What are they doing?
 - Q Why are they doing this?
 - Q What do you think might happen next?

Read through the story with the child/children. This can be done in a number of ways:

- a The child reads the story to you.
- b Shared reading: You read a sentence or two, and the child reads the next sentence or two.
- c You read the story aloud together, at the same time.
- d Children read the story together in a group of three or four, taking it in turns to read a sentence or two.


You might talk about the story once you have finished reading it. Ideas:

- Ask the children to tell the story back to you. **and/or**
 - Q Do **you** do this? or - Have you ever done this?
 - Q Do you like this story? Say why or why not.

Once the story has been read and discussed:

Write the following **Do this:** activities on the board. Go through the instructions carefully with the children. Ensure they understand what to do.

You may or may not want to use the following symbols instead of instruction words:

 Means “talk about”.

 means “draw”

 means "write"

Pages 1 – 3 Let us go to the farm.

Please note: We introduce the **PAST TENSE** in Book 5.

Teacher – talk about past tense. It's often useful to give lots of examples, using **yesterday**.
e.g. Is it correct to say

or

Yesterday I **say** → **said** goodbye to my Granny.


Yesterday Father was **please** → **pleased** with the work I did.

Yesterday Mother **make** → **made** a cake for her friend.


Yesterday we **drink** → **drank** a lot of water after we ran at school.

Yesterday I **see** → **saw** a snake.

Yesterday we **run** → **ran** fast at school.

 Can you do this? Here are the words:

made saw pleased drank ran

Read and 

| | | |
|--------|---|------|
| say | → | said |
| please | → | |
| make | → | |
| drink | → | |
| see | → | |
| run | → | |

 The bus.

Pages 4 – 6 At the farm

? The sounds animals make.

Read:

moo baa

 Cows say ____.

Sheep say ____.

🗨️ What you like: a hen *or* a duck.

Pages 7- 11 The little brown hen

📖 “No/ Yes,” said the hen.

🗨️ The hen and her children.

- ?
- The little brown hen said “No” to the animals. Was she right to say no? Why?
 - Should the little brown hen have let the animals eat her bread? Why or why not?
 - What would **you** do if you were little brown hen?
-

Pages 12 – 14 The children have fun

📖 Grandfather **was/was not** pleased.

?

Can work be fun? Yes/ No. What work is fun?

Page 15 – 16 Supper time

📖 Put a ⑥ around the ea:

eat meat tea read please

🗨️ Food you like to eat.

Page 17 – 18 Goodbye to the farm


🗨️ Two animals in the story. 📖 What they are.

Pages 19 – 21 Fun day at school

🗨️ What you like to do at the fun day.

📖 Uncle Tim ____ down. (fell ran)

Pages 22 – 24 The sad animals

 The four animals

 The animals' names

Page 25 – 30 The animals and the thief & Goodbye to the thief



| | | | |
|-------|---------|-------|------|
| me-ow | hee-haw | cluck | woof |
|-------|---------|-------|------|


The donkey said _____ .


The dog said _____ .

The cat said _____ .

The hen said _____ .

Page 31 – 33 Supper in the hut

 Rex is a funny puppy

 Rex and the pot


Page 34 Activity Page – **Make words with *pp* or *nn*.**

A free downloadable worksheet is on the Sunrise Readers Blog site and this activity page is included in the Book 5 PowerPoint under Book 5 Resources.

<https://sunrisereaders.wordpress.com/>


Pages 35 – 36 The storm


| | | |
|------|------|-------|
| Ssss | boom | me-ow |
|------|------|-------|

 Thunder says _____ .

 A rain storm.


thunder rain

 I like loud _____ .

 I like wet _____ .

 A play hut you like.

 **This is my hut.**

Read and 

Crocodile can swim.

 A crocodile in the sun.


 A crocodile in the water.

 Your face.

 I have two hands.

 Three hens.

 I can make a hen house.

 Noah was good/bad.

 What will the big boat look like?

⇒ The rainbow.

- ? God put the rainbow in the sky.
Have you seen a rainbow?
Do you like rainbows?
-

Page 58 Fun/ Activity Page about boats.

This is available on the Book 5 Powerpoint.

- ? Talk about the boats – three questions are about the *energy* that makes boats go, (a person, wind and fuel); two questions are about what those boats are used for, (a kapenta fishing rig and a cargo/ container carrier) and the final question extends the learner's general knowledge – **it is a submarine**. Encourage the children to ask questions – to think about what a submarine is and why someone might want a submarine? what submarines are used for – mainly for military purposes (a country's navy – they can travel in secret or be used in a war to fire torpedoes to sink other ships) OR used for research under the sea. Always try to involve children in engaging with a topic – e.g. Which of these boats would **you** like to go on? Why? Etc.
-

- ? • What is in a library? * Do you have a library at school?
• What books do you like to read?
-

This is a good activity to do with the whole class. Look at the pictures and read together. Talk about WHY we should or should not do these things.

✍ I must wash/ muddy my hands.

- ? What we must do and must not do with books.

NB: There is a slide of these two pages in the Sunrise Readers Book 5 PowerPoint, if you would like to use it.