





# Sunrise Readers Books 1 and 2 Snakes and Ladders

64 wet	63 boat	62 yellow	61 	60 me	59 three	58 two	57 one
49 we	50 fast	51 	52 funny	53 you	54 green	55 want	56 little
48 in	47 fish	46 	45 this	44 blue	43 book	42 swim	41 to
33 Uncle	34 Tim	35 can	36 crocodile	37 bus	38 big	39 a	40 I
32 Father	31 like	30 red	29 	28 ball	27 help	26 work	25 Grandmother
17 Mother	18 find	19 Fluff	20 my	21 the	22 car	23 run	24 here
16 play	15 and	14 jump	13 go	12 Rex	11 see	10 is	9 down
1 Tatenda	2 David	3 look	4 oh	5 Chipu	6 Jenny	7 come	8 up

# How to play Snakes and Ladders:

## You will need:

- Print and laminate the A4 Snakes and Ladders board game.
- A counter (or bottle top) for each player.
- A dice. (You can make one out of cardboard if you need to.)

## How to play:

1. Four people can fit around a small A4 snakes and ladders board. This game can be played in pairs or threes too.
2. Players take it in turns to roll the dice.
3. The player with the highest number goes first, the person with the second highest goes second and so on.
4. The player moves the counter the number of spaces shown on the dice.
5. The player reads the word on which her counter lands. Then the group reads the word together.
6. If a player lands on a snake's head, the player's counter slides down to the square at the snake's tail.
7. If a player lands on the bottom of a ladder, the player's counter climbs up to the square at the top of the ladder.
8. The first player to reach the finish is the winner!

You can change the game according to the ability of the players. For example: When playing the game for the second time, learners may be asked to

- read the word aloud.
- make a short sentence with the word.

Thank you to Twinkl for the template for this game. Visit [twinkl.com](https://www.twinkl.com)