

Sunrise Readers Book 1 - Friends

Complete Set of Large Flashcards/ Word cards for the Words introduced in this book (See back cover).


- 1 Print the flashcards and cut them out.
- 2 Paste them onto card:
 - lower case words in the front, and
 - the same word starting with a capital letter on the back of the card.
- 3 Laminate for durability.
- 4 Store each book's wordlist/ flashcards in a separate box (a shoe box is ideal)
 - N.B. We have supplied each word in 2 forms – starting with i) lower case and ii) capital letters. **A WORD LOOKS DIFFERENT TO A NEW LEARNER WHEN IT HAS A CAPITAL LETTER!**
 - Many teachers prefer to introduce the words using just the lower case letters, unless it's a proper noun: Mother, Grandmother etc. However, others flip the cards to expose the children to both.

Not all of the words are introduced with a capital letter in this book. You may want to introduce the learners to the words as they will meet them in the book. There is a red dot (●) on the flashcards with the word as it appears in this book to give you this option.


Refer to the Teacher's Manual and our blogs and vlogs on <https://sunrisereaders.wordpress.com/> for guidance and ideas for introducing vocabulary and reinforcing with fun activities and games.

Tatenda

David



look



Look




oh



Oh

Chippo

Jenny



come



Come



up



Up

down


Down



i s



l s



see



See




Rex



go



Go



Jump

Jump

and

And

•
play

Play

here

Here


run

Run


car

Car

the



The



my

My

Fluff

find

Find

